


Unit Materials and Support Kit

Each unit includes virtually all the materials needed for scaffolding instruction, such as a poster or trade book for whole-class work, multiple sets of student picture cards and/or vocabulary cards for small-group practice, and student handouts (templates, dialogues) for group or independent application.

One *City Destination Poster*
(27 x 36)



Eight sets of *Picture Cards 1–16*



Sets of 12 *Parade Poster Cards*
and *Museum Poster Cards*



Book: *Neighborhood Walk – City*
by Peggy Pancella



CD: *City Sounds*




One set of *Noun Cards 1–26*



Handouts and *Blackline Masters*



Slides




Electronic versions of instructional materials are available to partner districts teaching Systematic ELD units.

Lessons also reference the *Systematic ELD Support Kit*. It is chock-full of generic tools to promote student interaction. An annotated insert offers suggestions for using each item, some of which are shown below. We encourage teachers to be creative as they innovate using this toolbox to enhance student talk during ELD – and throughout the instructional day.



Discussion Cards



Game Boards with Pawns and Dice (8 sets)



Talking Chips (200)



Talking Sticks (10)



Spinners and Arrows (20)



Sand Timers (20)



Ticket Out the Door (two pads of 250)

Unit Overview

Each unit has a large goal that is backward mapped into weekly and lesson goals. For students to reap the full benefits, teachers need to know how the unit, weekly, and individual lesson goals work together to build students' English proficiency.

The *Unit Overview* provides a road map of what students will be talking and writing about. It describes the unit goal and charts the weekly assessment (language production) goal for each week of instruction. Each weekly goal builds toward the unit goal.