



**IMPACT ON LEARNING:**  
A Three-district Snapshot of  
Student Academic Progress



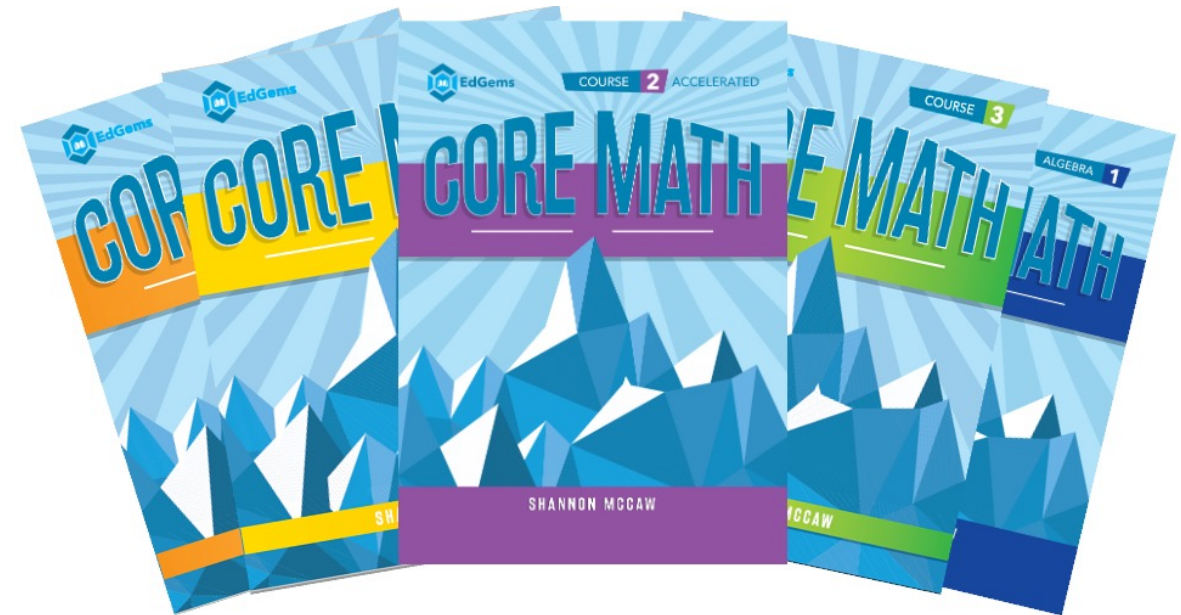


# Overview

During the Covid pandemic, many states cancelled end-of-year testing for the 2019-2020 academic school year, and many made testing optional for 2020- 2021.

The academic progress highlighted in this snapshot reflects state Department of Education academic achievement data for three different school districts that used EdGems Math as their middle school curriculum in the 2018-2019 school year. These outcomes compare to the prior year's results, when EdGems was not used in any of these districts.

\*\* Note: Different state report student academic progress through different metrics and representations. None of the images or findings in this report have been altered. All student progress data is from state Department of Education website postings.

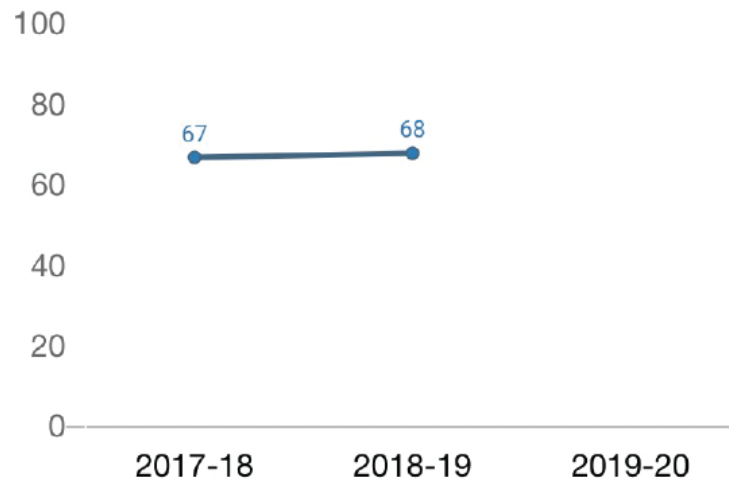




New Jersey Department of Education:

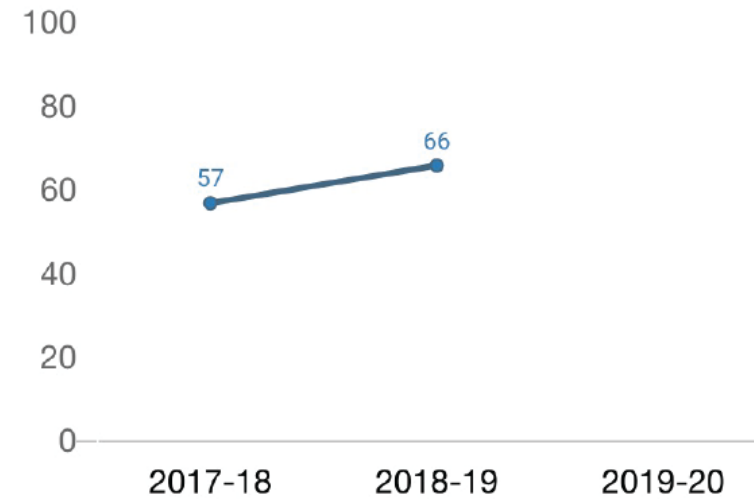
## West Windsor-Plainsboro Middle Schools (2)

Math Median Student Growth Percentile



**Community Middle School**

Math Median Student Growth Percentile

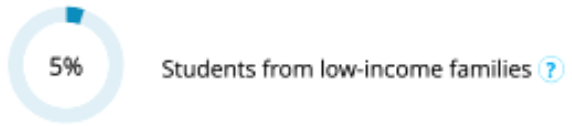
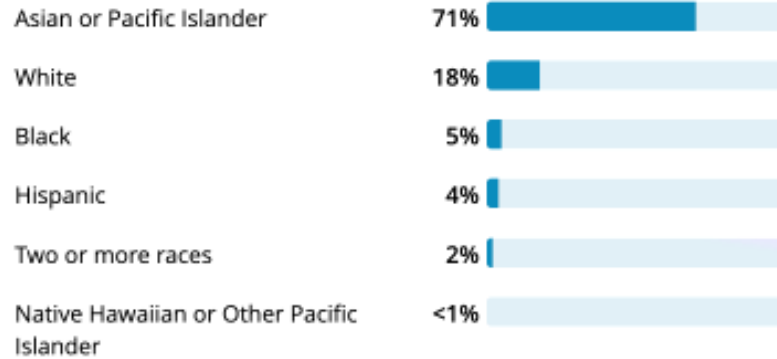


**Thomas Grover Middle School**

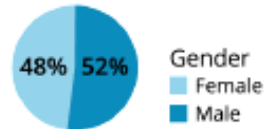
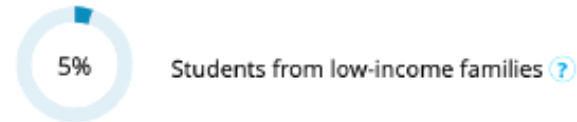
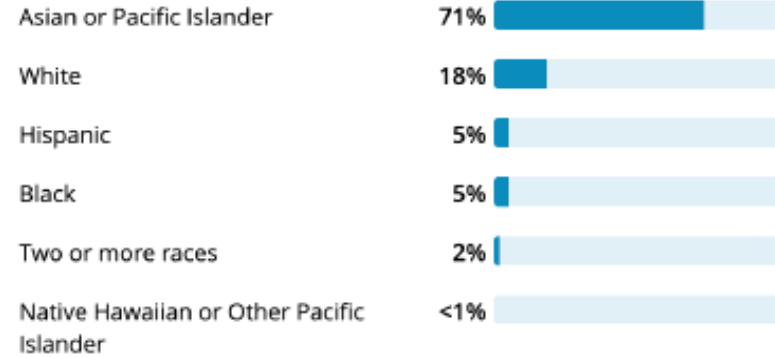
Results based on PARCC scores and are located on the NJ Department of Education website .



## District Demographic Profile: West Windsor-Plainsboro, NJ



Community Middle School



Thomas Grover Middle School



Oregon Department of Education:

# McMinnville School District Middle Schools (2)

## OREGON AT-A-GLANCE SCHOOL PROFILE

### Patton Middle School

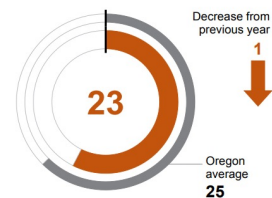
PRINCIPAL: Brian Crain | GRADES: 6-8 | 1175 NE 19th St, McMinnville 97128 | 503-565-4500

2018-19

#### School Environment

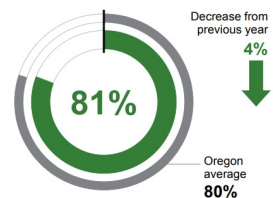
##### CLASS SIZE

Median class size.



##### REGULAR ATTENDERS

Students who attended more than 90% of their enrolled school days.



#### Academic Progress

##### INDIVIDUAL STUDENT PROGRESS

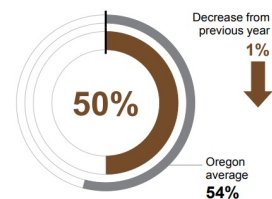
Year-to-year progress in English language arts and mathematics.



#### Academic Success

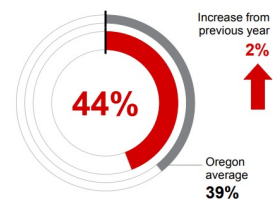
##### ENGLISH LANGUAGE ARTS

Students meeting state grade-level expectations.



##### MATHEMATICS

Students meeting state grade-level expectations.



##### SCIENCE

Students meeting state grade-level expectations.



## OREGON AT-A-GLANCE SCHOOL PROFILE

### Duniway Middle School

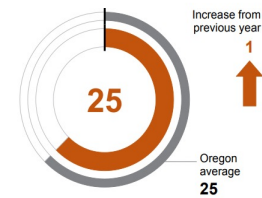
PRINCIPAL: Hilary Brittan Lack | GRADES: 6-8 | 575 NW Michelbook Ln, McMinnville 97128 | 503-565-4400

2018-19

#### School Environment

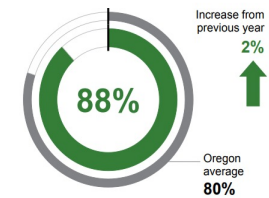
##### CLASS SIZE

Median class size.



##### REGULAR ATTENDERS

Students who attended more than 90% of their enrolled school days.



#### Academic Progress

##### INDIVIDUAL STUDENT PROGRESS

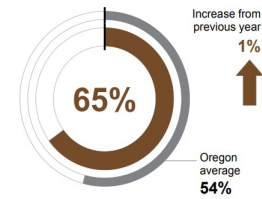
Year-to-year progress in English language arts and mathematics.



#### Academic Success

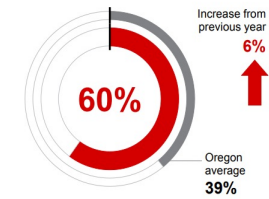
##### ENGLISH LANGUAGE ARTS

Students meeting state grade-level expectations.



##### MATHEMATICS

Students meeting state grade-level expectations.



##### SCIENCE

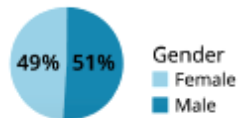
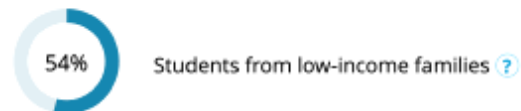
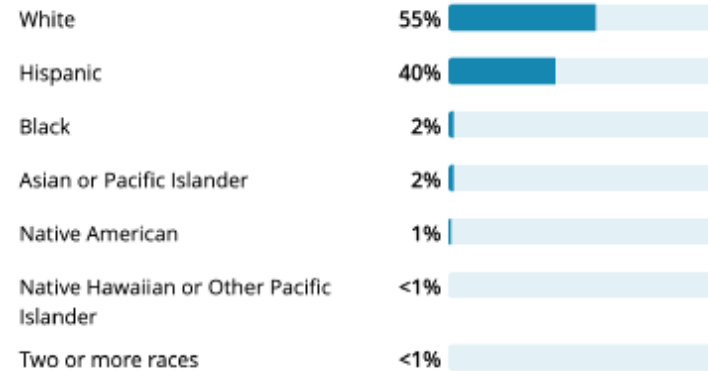
Students meeting state grade-level expectations.



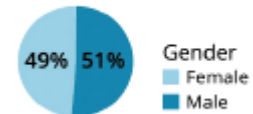
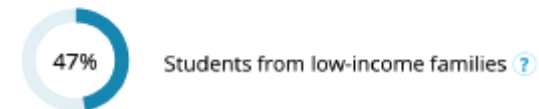
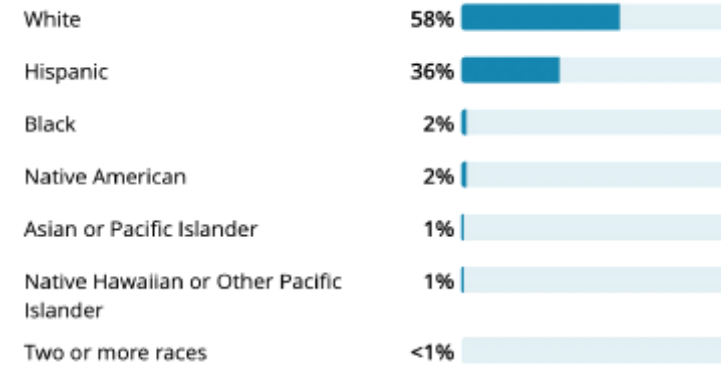
Results are based on SBAC scores and are located on the OR Department of Education website.



## District Demographic Profile: McMinnville, OR



Patton Middle School







Duniway Middle School



California Department of Education:

# Caroline Davis School, San Jose, CA\*\*

Overall Achievement		2017-2018		2018-2019	
Achievement Level		Grade 7	Grade 8	Grade 7	Grade 8
Number of Students Enrolled ⓘ		279	313	319	272
Number of Students Tested ⓘ		276	308	316	268
Number of Students With Scores ⓘ		276	307	316	268
Mean Scale Score		2495.5	2531.6	2515.0	2531.0
 Standard Exceeded: Level 4 ⓘ		14.13 %	17.92 %	18.99 %	18.66 %
 Standard Met: Level 3 ⓘ		12.68 %	14.66 %	14.56 %	16.04 %
 Standard Nearly Met: Level 2 ⓘ		26.09 %	23.13 %	27.85 %	21.64 %
 Standard Not Met: Level 1 ⓘ		47.10 %	44.30 %	38.61 %	43.66 %

\*\* Note – Caroline Davis is the only school in the San Jose Oak Grove district using EdGems Math. Results based on SBAC scores and are located on the CA Department of Education website .



Demographic Profile:

# Caroline Davis School, San Jose, CA

